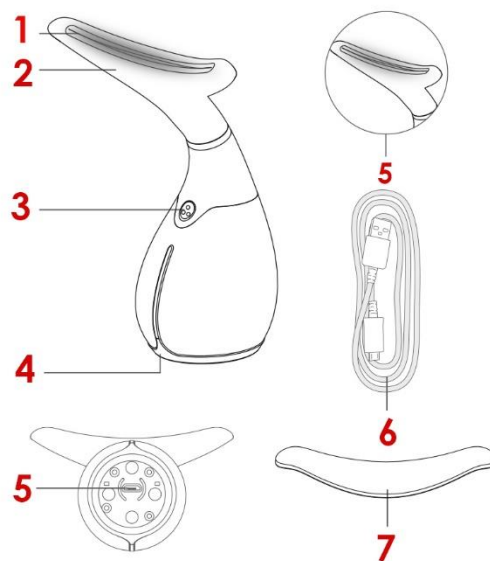


Neck Care & Wrinkle Elimination Instrument – SC327



USER MANUAL

Product Structure



1. Sensing line; 2. Blue/red/green light; 3. ON/OFF gear switch key; 4. Sensing ring; 5. USB interface; 6. Massage head, 7. USB cable; 7. Protection cover

* After turning ON, press de sensing ring and let massage head touches your neck, then the device starts vibrating)

Instruction of the 3 Modes

1. First gear mode

Low speed mode

Medium vibration frequency

Blue light

2. Second gear mode

Medium speed mode

Higher vibration frequency

Magnetic heat therapy in $45^{\circ}\text{C} \pm 5^{\circ}\text{C}$

Green light

3. Third gear mode

High speed mode

Highest vibration frequency

Magnetic heat therapy in $45^{\circ}\text{C} \pm 5^{\circ}\text{C}$

Red light

Blue light is the coldest light, which can promote co-llagen synthesis, activate skin, improve sagginess and refine pores. Also, it greatly contributes to improve oily and sensitive skin.



Green light can increase cell metabolism, promote the micro-circulation on skin surface and help with lymphatic and edema. Meanwhile, it has the effect of smoothing and balancing skin.



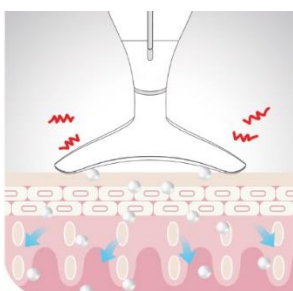
Red light can strengthen cell vitality, accelerate blood circulation as well as promote the growth of fibroblasts and collagen. It also has a significant influence on improving fine lines, wrinkles, flaccid, melanin and scars.



Product Features

- The massage head is specially designed for shoulder, neck and other parts of body, streamline outlook fit for ergonomic theory, can help transporting the energy to every part of skin.
- The massage heads heating in 45°C to activate the skin, matching with three IPL acoustic mode in low, medium and high speeds, and blue, green, red 3 color light massage modes, can promote the blood circulation, stimulate the neck acupuncture points, clear the meridians, improve circulation and promote metabolism, promote the discharge of long- accumulated toxic substances & waste, slow skin cell aging, to dilute the neck profile, less swelling, relax neck, make acupuncture treatments, rapidly eliminate fatigue, restore the role of physical fitness.
- Three sonic modes as low speed (blue), medium speed (green), high speed (red), which are all made by intelligent technology, after selecting mode, when massage head contacts the skin, the vibration starts.
- With mode memory function and 60 seconds intimate reminder function, it can easily adjust the massage time.
- USB cable charging, safety and environmental protection.
- Mini & portable, can be used anywhere any time.
- Newly adopted the bionics design concepts, shaped in dolphin tail, looks novelty and classic.

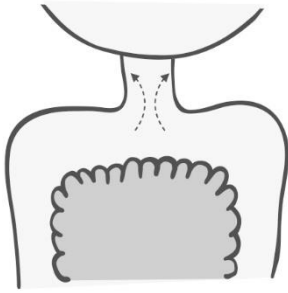
Our massage ultrasonic ion lead-in helps the skin effective absorption of nutrition



Traditional massage nutrition stay on skin surface, and are not able to nourish skin



How to use on neck



1. To turn on this device, the sensing ring must be pressed and the massage head must be in contact with your skin.
2. Apply skin care product no neck.
3. Select you preference mode, hold the massage head lift neck from bottom.
4. Back neck also need massage, use device massage on accupunctual points by ways of pressing, squeezing, stroking, pushing etc.

How to use on face



1. Apply skin care product evenly on ace.
2. Select you preference mode.
3. Press the acupuncture points to relieve muscle tension.
4. Seamlessly touch facial skin, moves from the bottom up, perfectly shape your face.

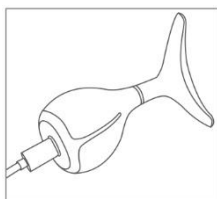
How To Clean

1. Press ON/OFF key for one second to turn off the device.
2. Wipe the product with cleansing cloth, cleanser is not allowed.
3. Close the protection cover and place it in a ventilated dry environment.

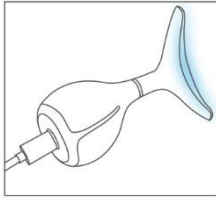
Cautions

1. Please read the product manual before using, and keep the manual for future use.
2. USB cable charging, charging from low battery station to saturation need about 2 hours, fully charged allows 2-12 hours of continuous use.
3. When battery is in shortage, flash in red light, when it is under battery charging, flash in blue light, when blue light is up on indicates charge in saturation.
4. The product has mode memory function, when switch it on, it will enter the mode you chose last time automatically.
5. The product will be turned off automatically if no use for more than 2 minutes, (If there is any operation within 2 minutes, it will remain standby status).
6. It is not allowed to use this product when it is under charging.
7. The product has the function of heating, approximate temperature is in 45° C. Different people are in some different when sensing the temperature., some are likely to feel hot. After you apply the essence oil \ massage cream on skin, the product will automatically adjust the temperature to most comfortable.
8. Please stop to use the product if you feel uncomfortable or skin complaint and consult a doctor.
9. The product is not waterproof; please do not place it in water.
10. Put the product on a dry and ventilated place, to avoid direct sunlight, and make sure no corrosive chemicals around.
11. The cleansing cloth using high-quality fleece material, can be washed repeatedly.
12. Friendly reminder: please use moderate skin care product. Excessive skin care product can not be thoroughly absorbed. In contrast, the leftover might possibly permeate into the device and damage it. Please clean the device in time with cleansing cloth after using.
13. After long term idle, the product needs about 15 mins to reactivate to be the charging state(indicator light will gradual brightening), and the indicator light flashes in blue, as the picture showed.
14. Keep out of reach of children, to avoid any danger.

At the beginning of charging



The product needs 15 mins to be the charging state



Frequent questions and answers

The product suddenly has no vibration, does not work, what is the reason?

Increase the usage dose of essence oil \ massages cream.

Check whether the product electricity is in shortage or not.

Check if the device starts correctly.

Restart the product after turn off it.

Please contact the brand distributor, or consult the manufacturer.

When using the product, if the vibration stops sometimes, whether it is normal?

This product adopts intelligent touch vibration technology, when your hands contact the intelligent sensing ring and the sensor head contact the skin at the meantime, it starts working intelligently. It is normal that vibration may stop when the product not fully fit skin.

Can I use this product every day?

Yes, the vibration intensity and temperature adjustment of this device are intelligently designed by a professional team, can be used multi-times a day.

I am in allergic skin, can I use it?

This device is specially made by food grade stainless steel which in line with international standards, and food-grade silicone with high activity, it is proved to be safe, healthy and have no any irritation to skin, the people in allergic skin please feel assured to use it every day.

What time period is used in best every day?

It can be used any time, using in 5-10 min/time in the best.

Specifications

Product name: Neck Care & Wrinkle Elimination Instrument

Model: ST-H309

Rated Voltage: 5V

Rated Input Power: 3W